

Key data 2022

ESG-CLIMAT POLICY






OF CRÉDIT AGRICOLE
ASSURANCES

April 2023

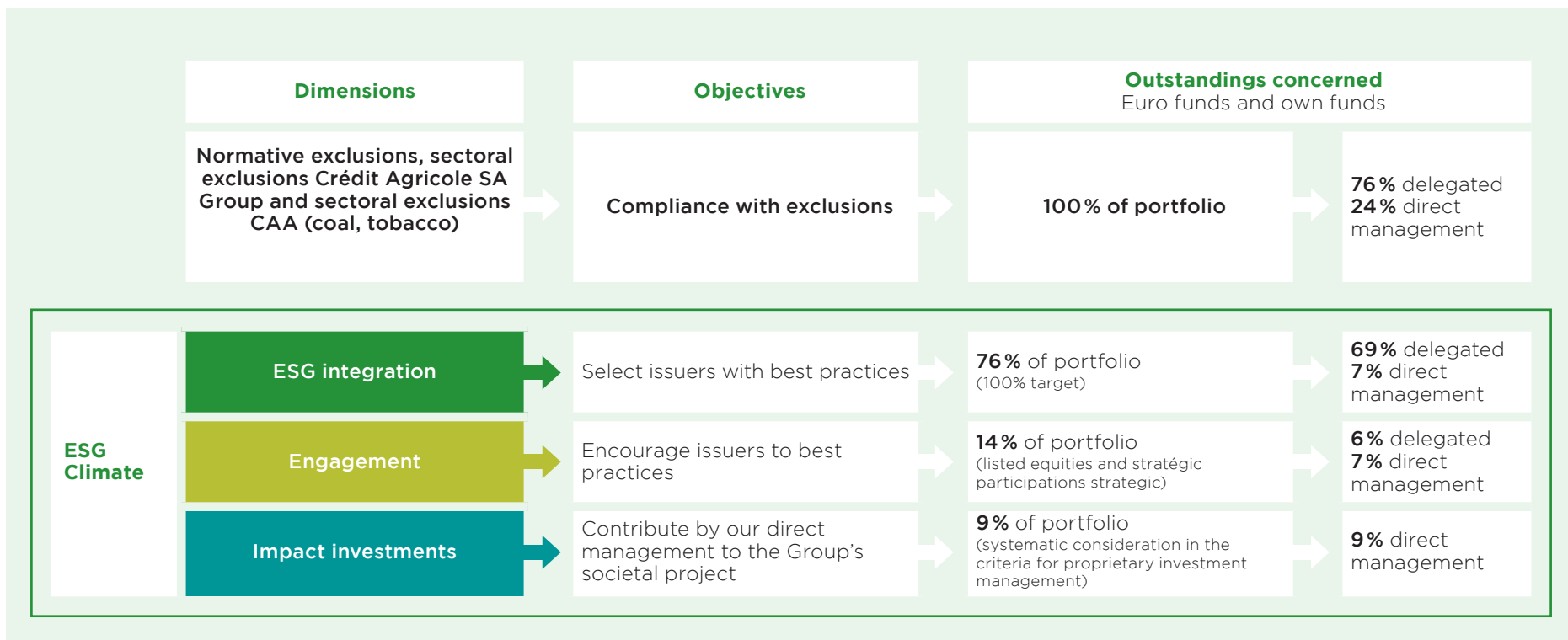




CONTENTS

	ESG Implementation Process	2
<hr/>		
	ESG integration	3
<hr/>		
	2022 Review	4
<hr/>		
	2025 Targets	5
<hr/>		
	Energy mix	6
<hr/>		

CAA GROUP OUTSTANDINGS OF €354BN (MV*): €272BN OWN AND EUROS FUNDS AND €82BN UNIT-LINKED CONTRACTS



* Market value

GRADUAL INTEGRATION OF THE ESG FILTER AT GROUP LEVEL

Application of the ESG CAA filter on the listed assets

69%

- ▶ Financial Corporates
- ▶ Sovereigns and similar
- ▶ Supranationals & Agencies
- ▶ Listed equities held directly (shares, infrastructure, REITS)

Internal ESG analysis on unlisted assets in 2022

7%

Direct management assets:

- ▶ Private Equity
- ▶ Infrastructure
- ▶ Real estate (environmental certifications)

Work in progress

24%

- ▶ Interest Rates and Equities Dedicated Funds
- ▶ Private Equity/Infrastructure Fund (funds of funds)
- ▶ Real estate (incl. uncertified)
- ▶ Cash Management
- ▶ Other open-ended funds (excluding group)

* Market value

2022 Review



	Pillars	Themes	Achievements 2022
Investments impact	E	Continuation of investments in the energy transition to contribute to the achievement of carbon neutrality by 2050.	<ul style="list-style-type: none"> ▶ Development of partnerships mainly in renewable energy production within the Infrastructure assets in France and Europe. ▶ More than €4bn in renewable energy investments (installed capacity of 11.8 GW). ▶ Investments in more than 10 billion euros of green/Social/Sustainable Bonds (via Amundi mandate - not included in % displayed on page 2).
		Real estate assets with the most high levels of Environmental certifications (construction, renovation, operation).	<ul style="list-style-type: none"> ▶ More than 50% certified surface area (i.e. more than 12 billion euros in expertise value on physical real estate).
		Consideration of biodiversity.	<ul style="list-style-type: none"> ▶ Calculation of a biodiversity footprint on our portfolios (coverage of 40% of the portfolio). ▶ Identification and analysis of biodiversity risks.
Engagement	S	Fostering development sustainable regions.	<ul style="list-style-type: none"> ▶ Restructuring of city districts integrating shops, leisure, services and offices with the “Coeur de ville” operations. ▶ Financing of modern telecommunications networks. ▶ Ages & Vie: commissioning of 140 houses (hosting more than 2,240 people). ▶ Development of affordable housing in attractive neighborhoods (transport, shops, equipment, etc.). ▶ Support in the sustainable development plan of the ecosystem (production, trade, consumption) of Semmaris, the operator of the Rungis National Interest Market.
		Engagement to the Boards focused on compliance administration with reference governance.	<ul style="list-style-type: none"> ▶ Voting statistics through Amundi: 3,173 GA (vs. 3,260 in 2021) 68% of GA with at least one vote against management 35,011 resolutions voted of which 21% were in opposition (vs 34,824 in 2021)
		Engagement on of ESG themes through policy voting and dialog with companies.	<ul style="list-style-type: none"> ▶ Themes of opposition votes: 45% Shareholder resolutions (Governance, Climate, Environment, Social/Health/Human Rights) 35% Remuneration 24% Board structure 16% Capital transactions 8% Dividends 7% Other

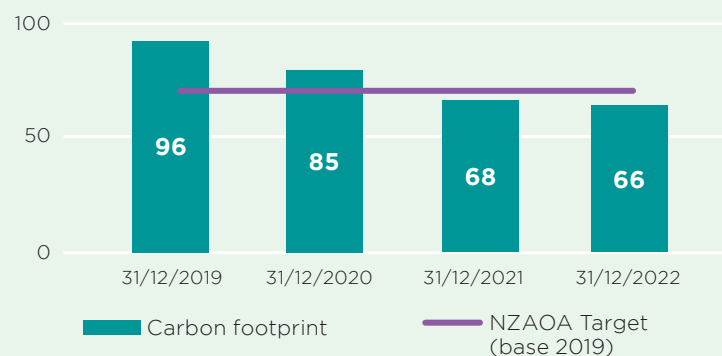


2025 targets

MONITORING OF THE CAA GROUP'S CURRENT ENGAGEMENTS

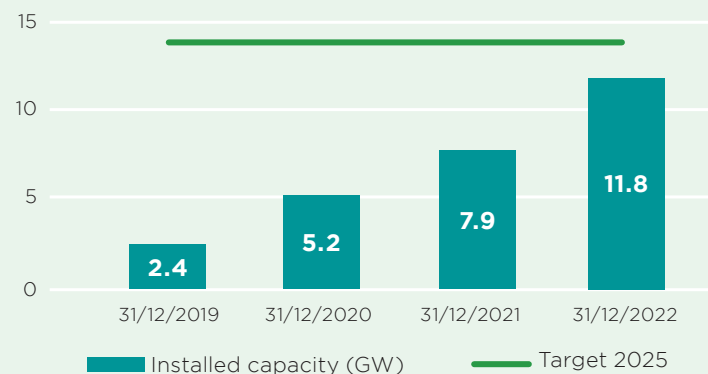
- ▶ REDUCE THE CARBON FOOTPRINT (PER MILLION EURO INVESTED) BY 25% ITS INVESTMENT PORTFOLIO LISTED IN EQUITIES AND CORPORATE BONDS.
- ▶ A CONTRIBUTION TRAJECTORY TO FINANCE THE PRODUCTION CAPACITY OF RENEWABLE ENERGY INSTALLATIONS TO REACH 14 GW BY 2025⁽¹⁾.

Corporate portfolio carbon footprint and listed equities (tCO₂/Million invested)



Since 2019, the carbon footprint of our investments (scopes 1+2) has decreased by 29%.

Production capacity in green energy (GW)⁽¹⁾



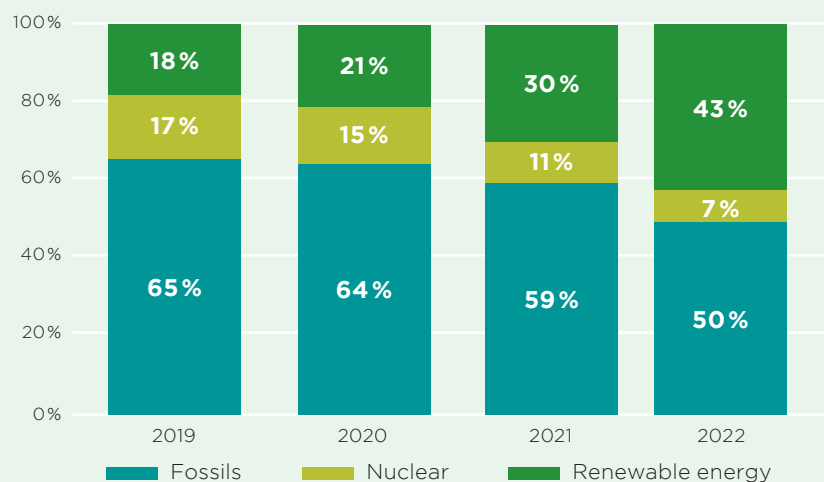
In 2022, our investments helped finance a total renewable energy production capacity of 11.8 GW⁽¹⁾.

(1) On a 100% ownership basis

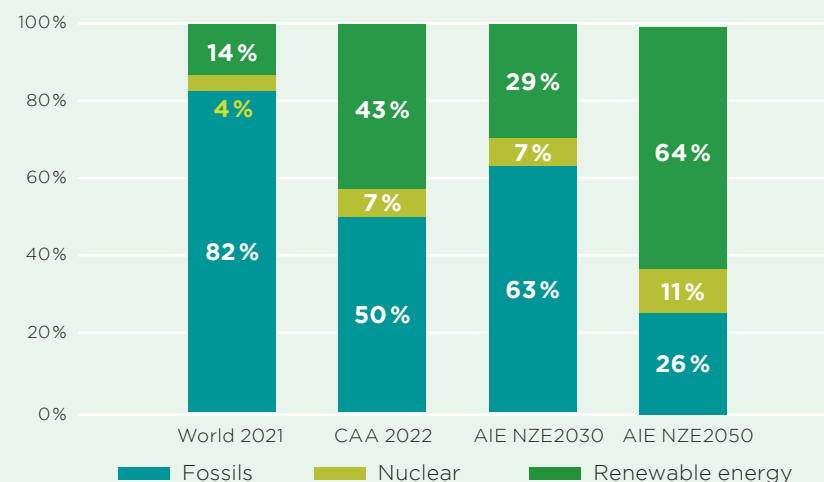
AN ENERGY MIX FOR CAA GROUP THAT IS CONSTANTLY IMPROVING AND ALIGNED WITH GLOBAL SCENARIOS

► IN 2022, INVESTMENTS IN ENERGY PROFESSIONALS INCLUDED IN THE ENERGY MIX CALCULATIONS REPRESENTED €13.3BN, OR 4.8% OF THE OVERALL PORTFOLIO.

Change in the CAA Group's energy mix



Comparison of the energy mix



In 2022, investments in energy companies included in the calculation of the energy mix represented 13.3 billion euros, or 4.8% of the overall portfolio.